



**albertapatient**  
Your Voice Matters

# Emergency Department Experiences and Perceptions

October 2016

Copyright © 2016 **albertapatient**. All rights reserved.

Permission to reproduce, redistribute and/or refer to our copyrighted property is granted on the condition that all such use gives proper attribution to **albertapatient.ca**.

[www.albertapatient.ca](http://www.albertapatient.ca)

This research is conducted for **albertapathients** by the Alberta Medical Association and ThinkHQ Public Affairs Inc.

To learn more about **albertapathients** or to register as a member, please visit our website at [www.albertapathients.ca](http://www.albertapathients.ca).

Copyright © 2016 **albertapathients**. All rights reserved.

Permission to reproduce, redistribute and/or refer to our copyrighted property is granted on the condition that all such use gives proper attribution to **albertapathients.ca**.

Please attribute any research findings to **albertapathients.ca**.

# >> Research Methodology

- Study fielded via online research panel
  - Field dates: September 29 - October 9, 2016
  - Panel Source: **albertapatient**s
- n= 1350
- Weighted to reflect gender, age and region of Albertans who have used the health care system within the past year.
- This online survey utilizes a non-random sample; therefore, margin of error is not applicable. However, a probability sample of this size would yield a margin of error of +/- 2.7 percentage points at a 95% confidence interval.
- Accuracy of sub-samples of the data decline based on sample size.

# Perceptions and General Understanding of ER

Copyright © 2016 **albertapatient**s. All rights reserved.

Permission to reproduce, redistribute and/or refer to our copyrighted property is granted on the condition that all such use gives proper attribution to **albertapatient**s.ca.

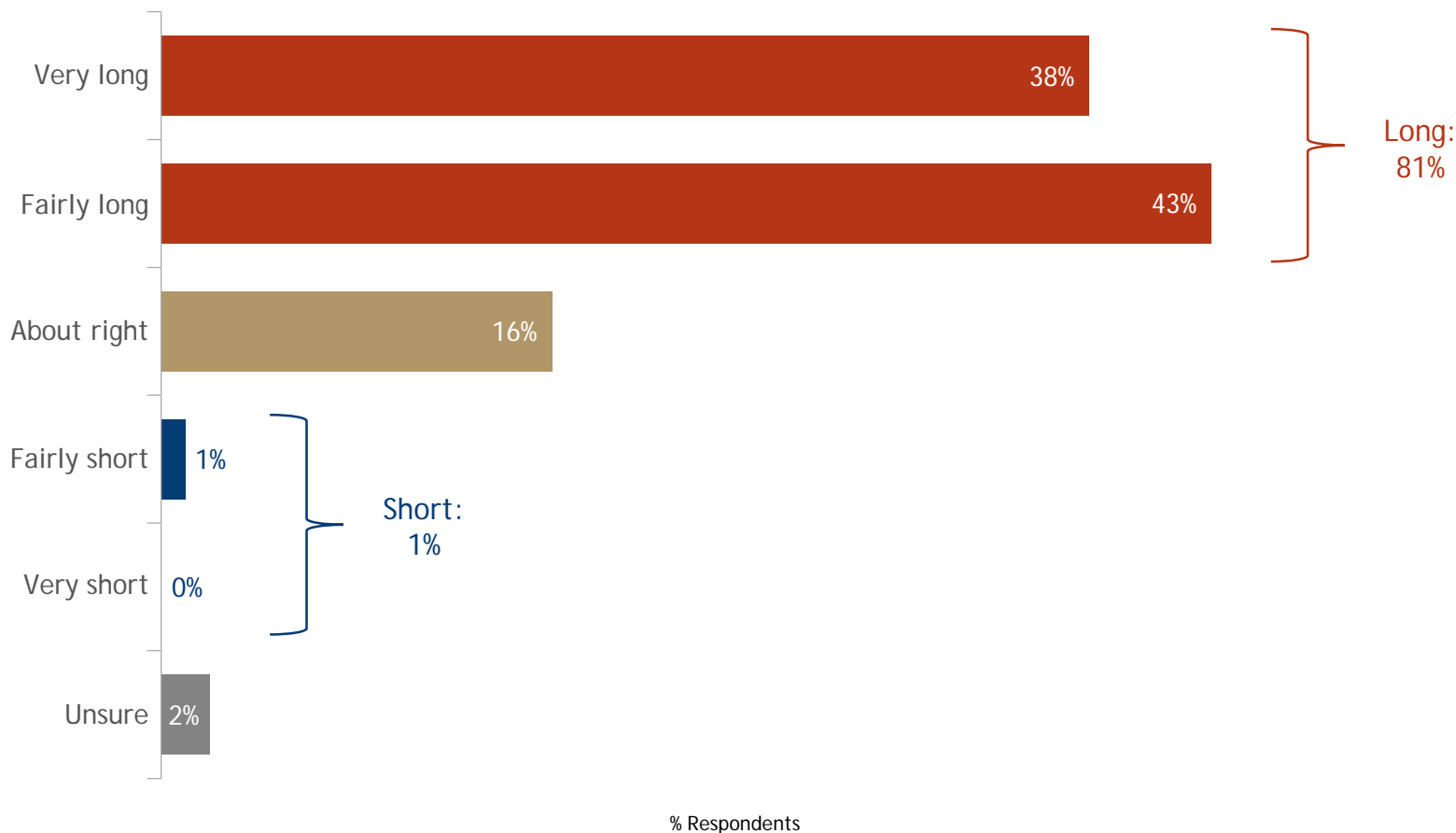


**albertapatient**s  
Your Voice Matters



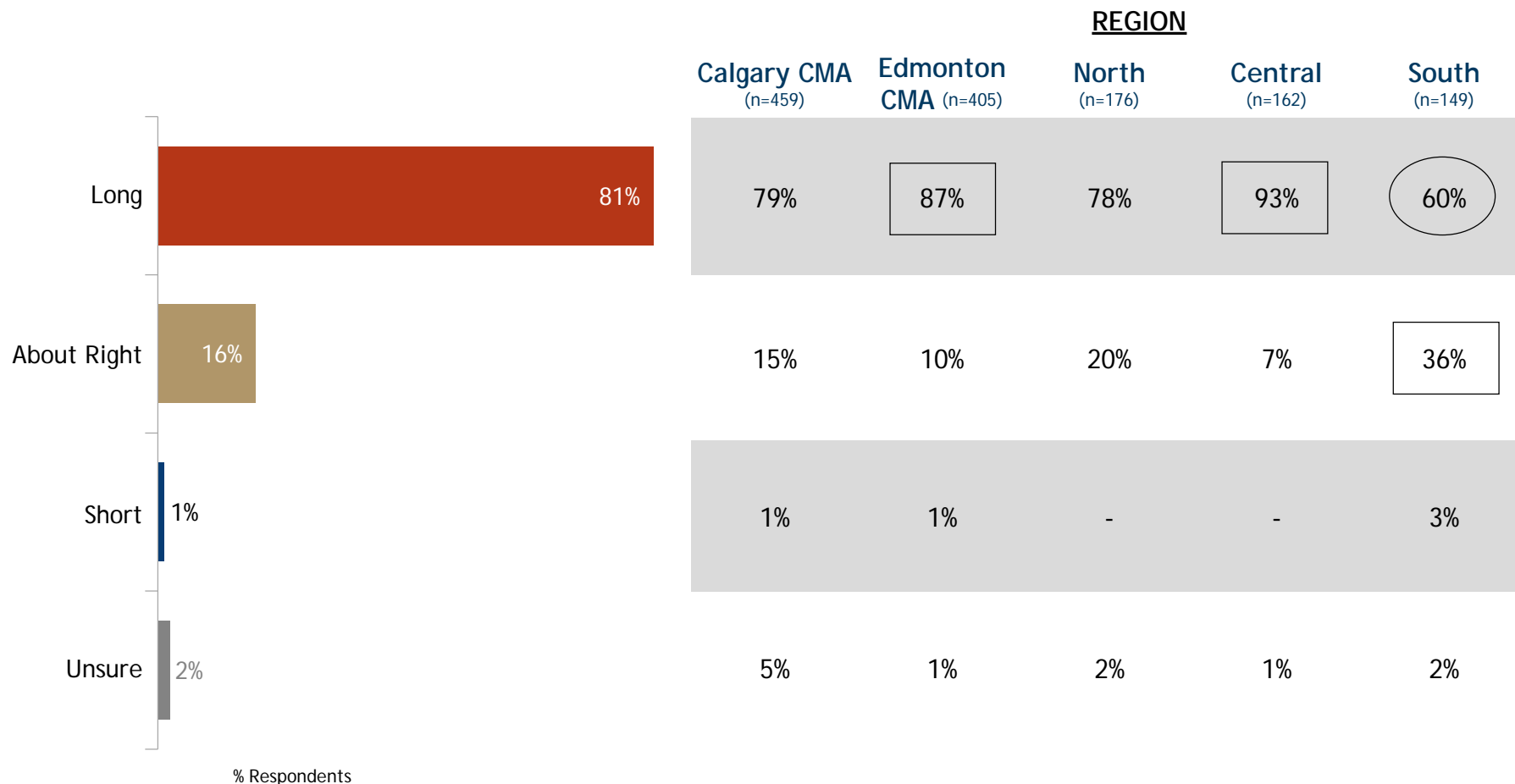
# Perceptions of Emergency Department Wait Times in Alberta

Compared to your expectations of timely care in Alberta's health care system, do you think that emergency room wait times in Alberta today are long, short or about right?



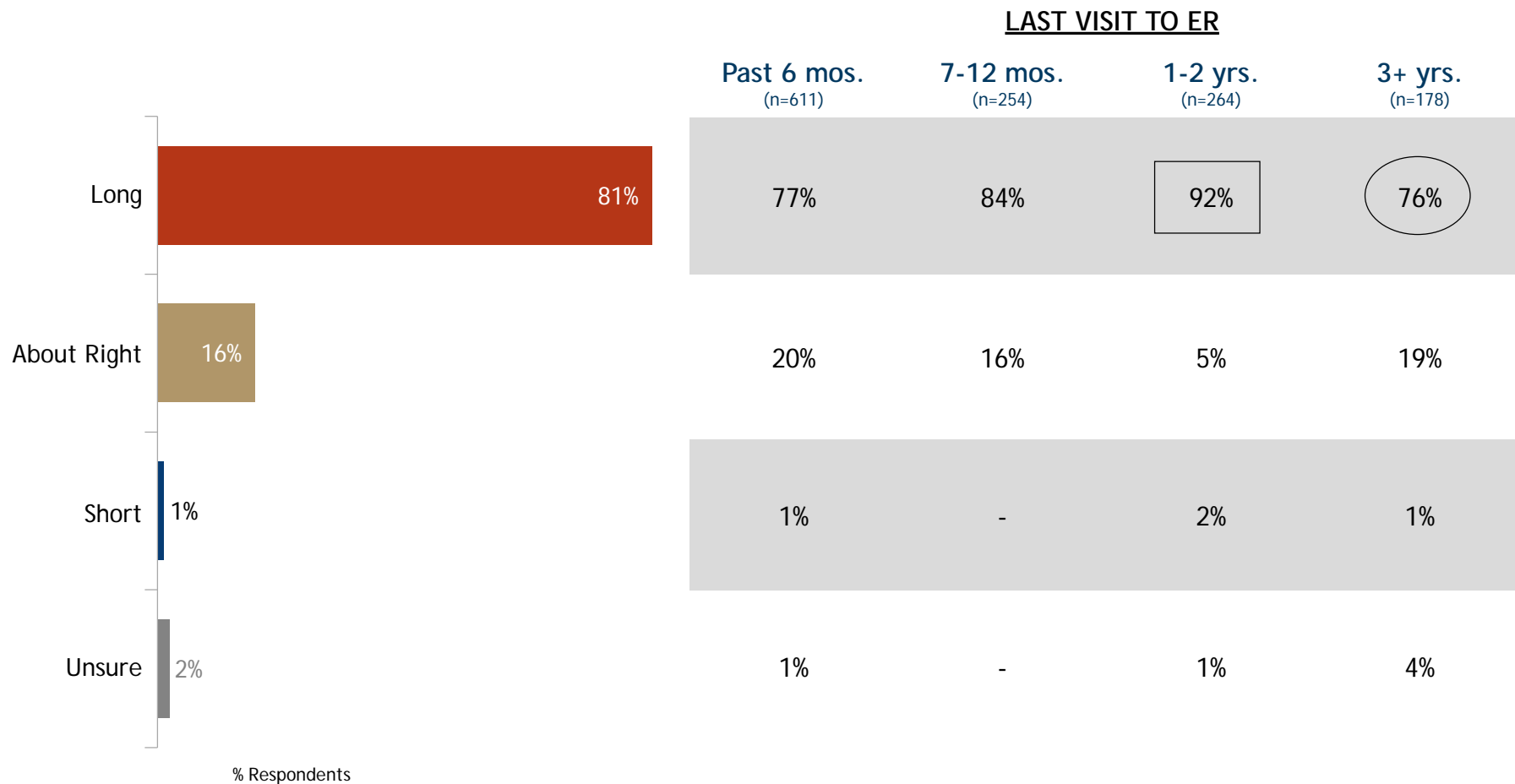
# >> Perceptions of Emergency Department Wait Times in Alberta -By Region-

Compared to your expectations of timely care in Alberta's health care system, do you think that emergency room wait times in Alberta today are long, short or about right?



# Perceptions of Emergency Department >> Wait Times in Alberta -By Last ER Visit-

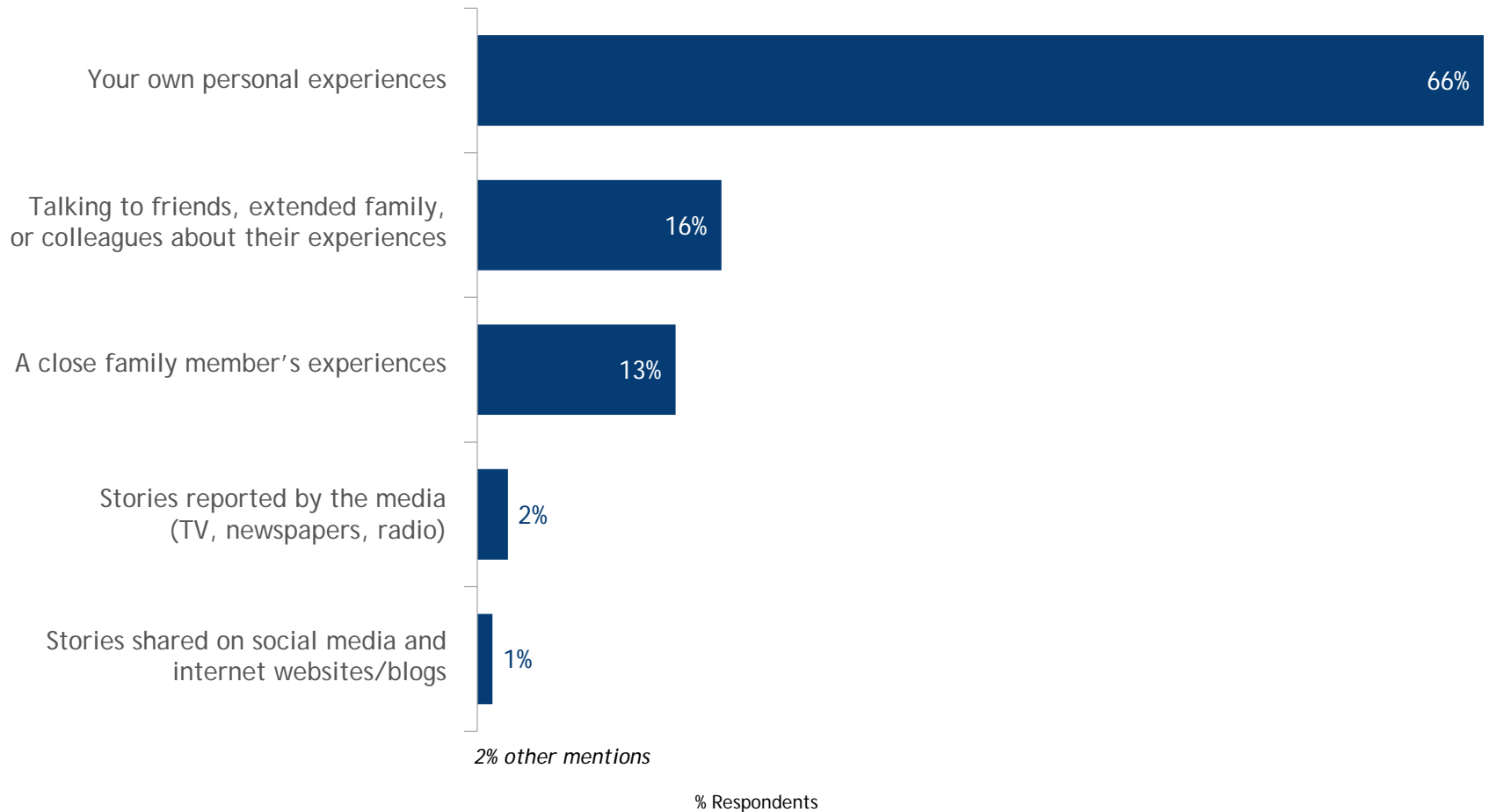
Compared to your expectations of timely care in Alberta's health care system, do you think that emergency room wait times in Alberta today are long, short or about right?





# Factors that Influence Personal Perceptions of Emergency Department Wait Times

When it comes to your own **personal perceptions** of emergency room wait times in Alberta today, which of the following would you say has had the **biggest influence** on your views?



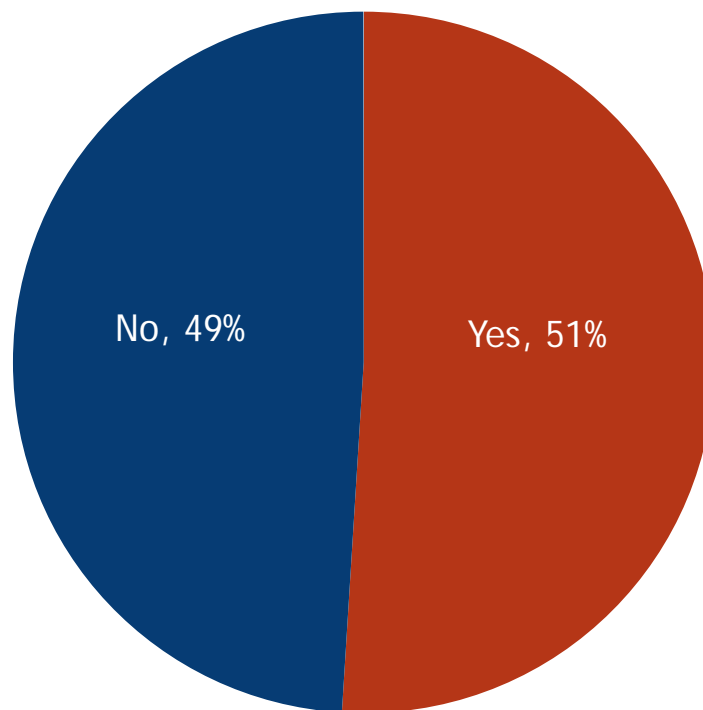




# Have Albertans Avoided an Emergency Department for Emergency Care?

Have you ever decided **not** to visit a hospital emergency department for treatment for a medical condition or health concern that warranted emergency care?

---

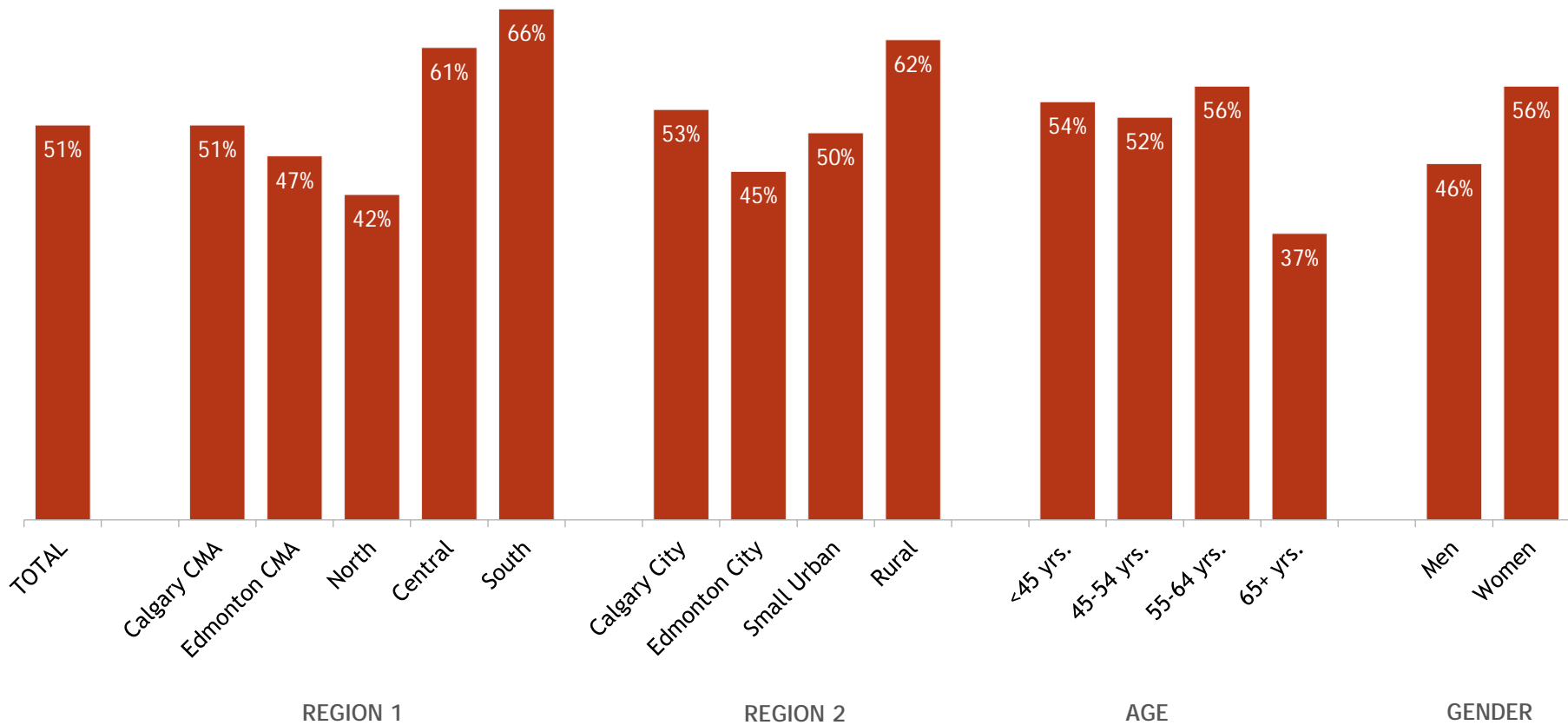


% Respondents

# >> Have Albertans Avoided an Emergency Department for Emergency Care? -By Key Demographics-

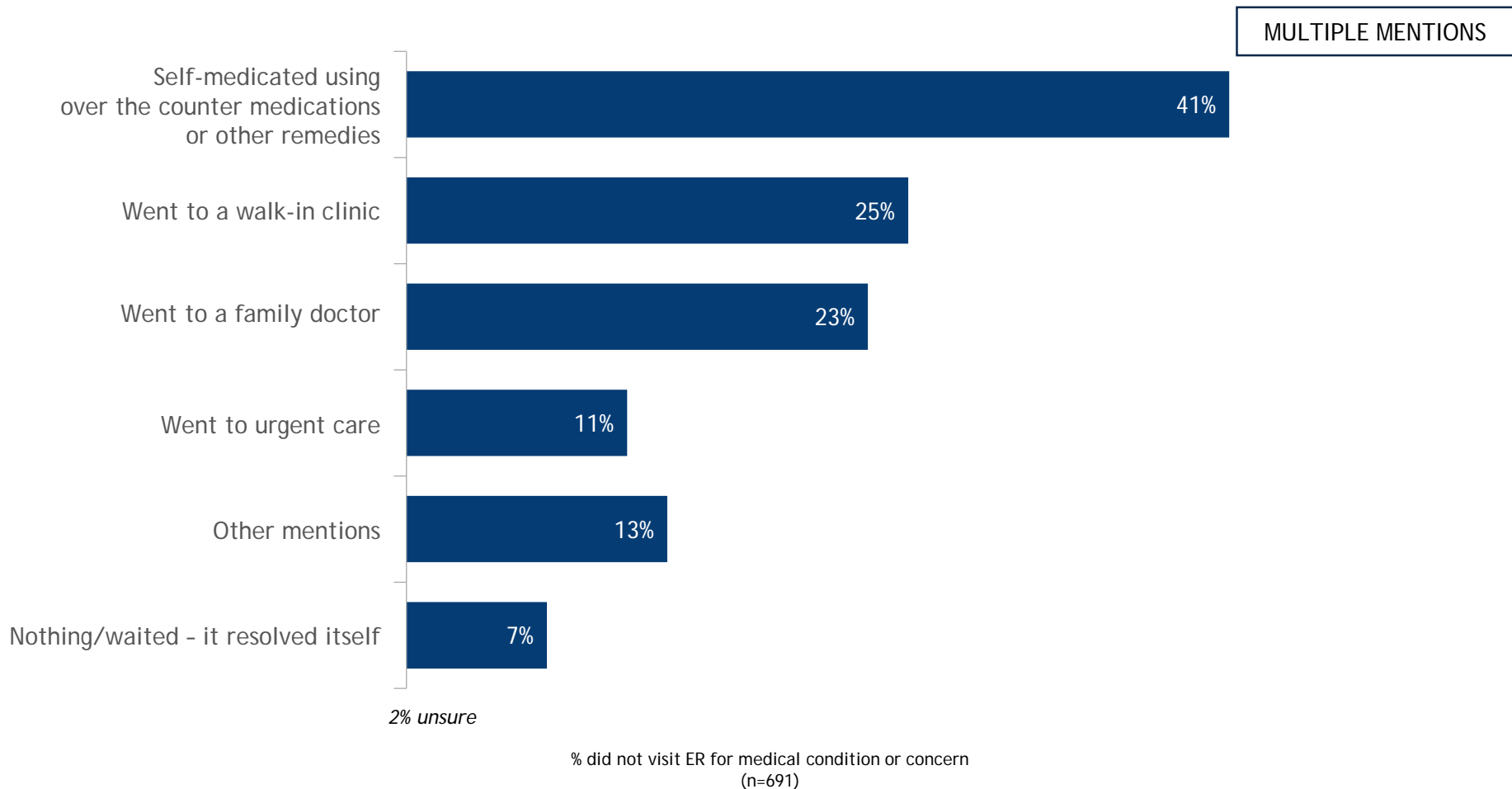
Have you ever decided **not** to visit a hospital emergency department for treatment for a medical condition or health concern that warranted emergency care?

% decided not to visit an ER



# >> Chosen Alternatives to Emergency Department Visit

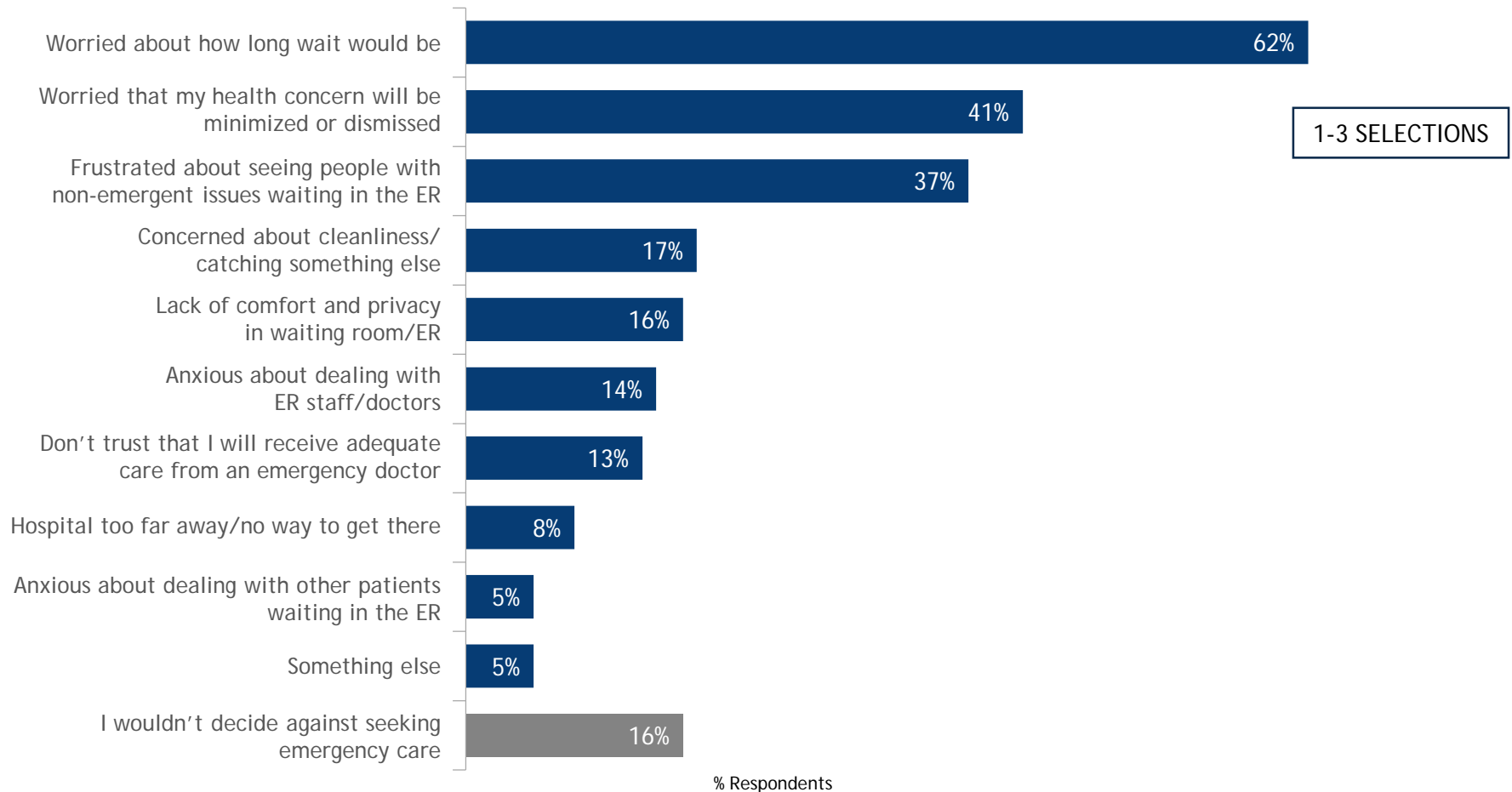
What did you do to manage your medical condition or health concern instead of visiting an emergency room?





# Reasons Alberta Patients Might Not Visit an Emergency Department

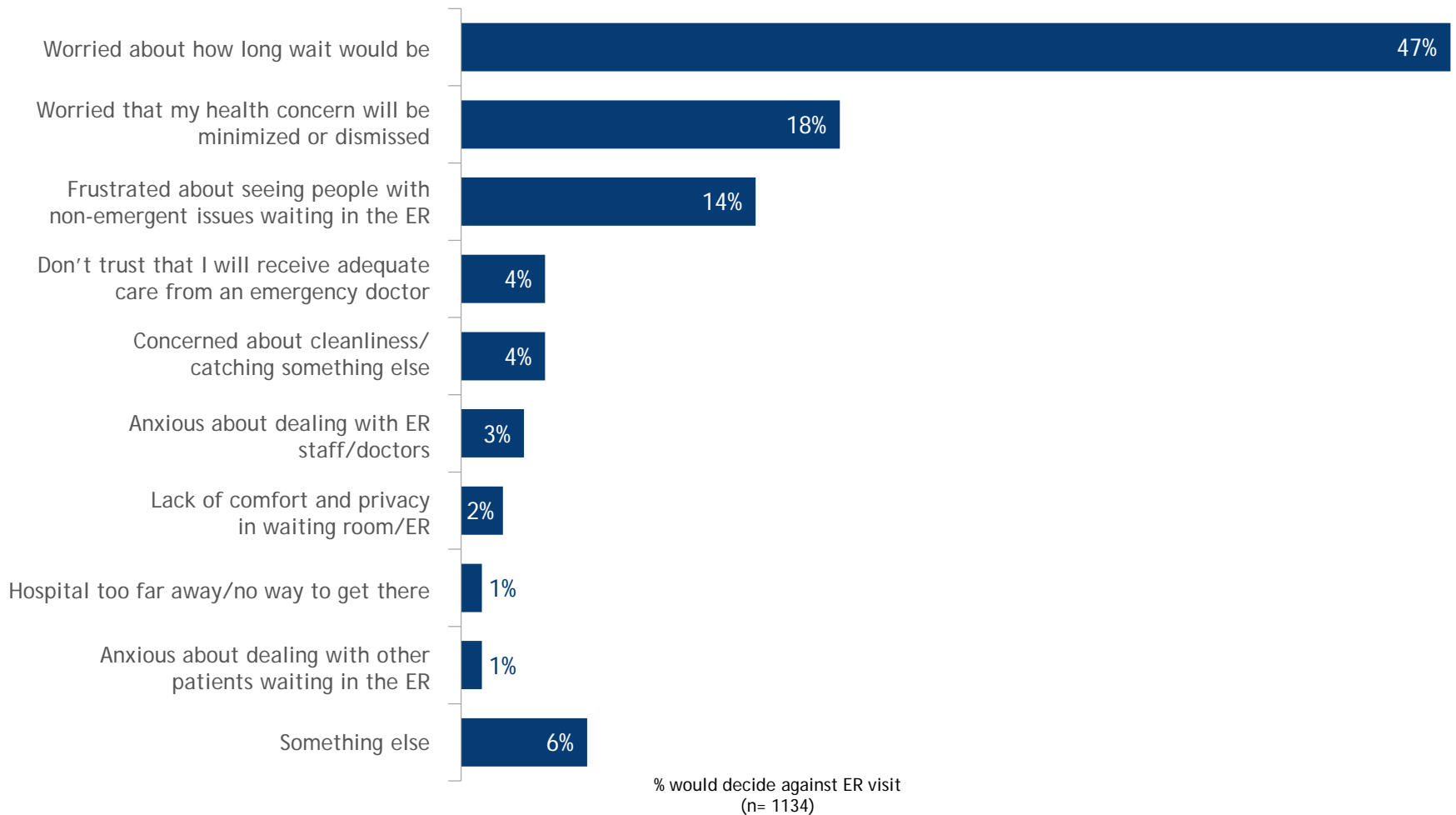
The following are some reasons why a patient might decide **not to visit** an emergency room, despite having a serious or urgent medical concern. Thinking about your own perceptions and experiences, please select **up to three reasons** why you might decide against seeking emergency medical care in a serious or urgent medical situation.





# Most Likely Reason Alberta Patients Might Not Visit an Emergency Department

And which of these is the **most likely** reason why you might decide against seeking emergency medical care in a serious or urgent medical situation?



# Most Likely Reason Alberta Patients Might Not Visit an Emergency Department -By Region-

And which of these is the **most likely** reason why you might decide against seeking emergency medical care in a serious urgent medical situation?

	TOTAL (n=1134)	Calgary CMA (n=361)	Edmonton CMA (n=333)	North (n=161)	Central (n=144)	South (n=134)	Calgary City (n=318)	Edmonton City (n=273)	Small Urban (n=372)	Rural (n=171)
Worried about how long wait would be	47%	48%	58%	48%	32%	28%	49%	60%	44%	26%
Worried health concern will be minimized/dismissed	18%	21%	16%	25%	14%	14%	19%	12%	19%	24%
Frustrated seeing people w/ non-emergent issues in ER	14%	7%	6%	3%	35%	41%	7%	5%	20%	26%
Don't trust I'll receive adequate care from ER doctor	4%	4%	3%	10%	1%	7%	4%	3%	7%	3%
Concerned with cleanliness/catching something else	4%	5%	5%	4%	1%	2%	5%	6%	2%	2%
Anxious about dealing with ER staff/doctors	3%	5%	1%	2%	1%	3%	6%	1%	1%	3%
Lack of comfort and privacy in waiting room/ER	2%	2%	2%	2%	1%	2%	2%	2%	2%	2%
Hospital too far away/ no way to get there	1%	2%	1%	2%	1%	-	2%	1%	1%	2%
Anxious about dealing with other patients in the ER	1%	-	3%	-	-	-	-	4%	-	-
Something else	6%	7%	5%	4%	15%	3%	7%	6%	3%	12%

% would decide against ER visit

# Most Likely Reason Alberta Patients Might Not >> Visit an Emergency Department -By Gender and Length of Wait-

And which of these is the **most likely** reason why you might decide against seeking emergency medical care in a serious urgent medical situation?

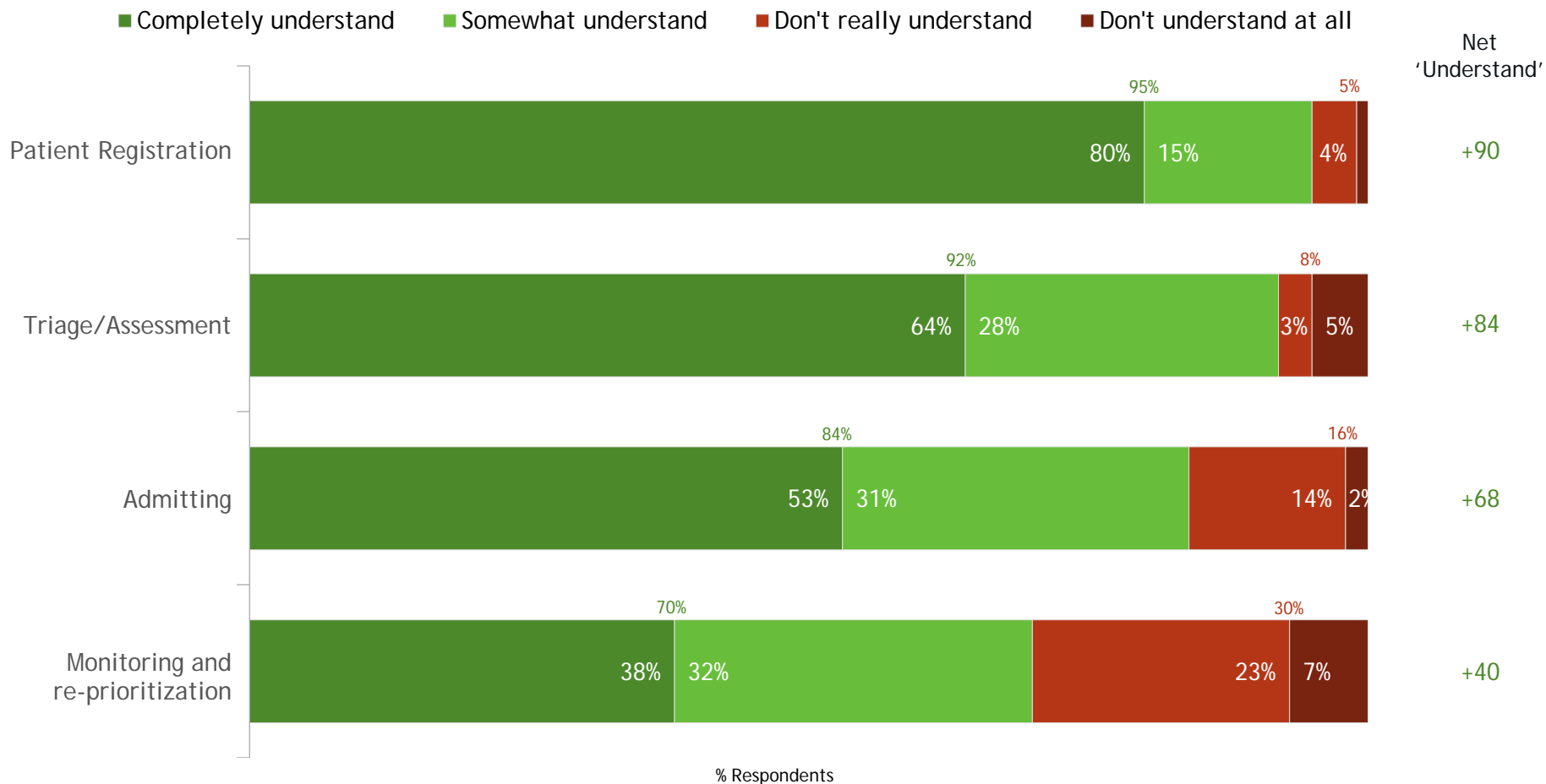
	TOTAL (n=1134)	Men (n=582)	Women (n=552)	LAST VISIT TO ER		
				<1 hr. Wait (n=215)	1-3 hrs. Wait (n=558)	4+ hrs. Wait (n=286)
Worried about how long wait would be	47%	45%	48%	37%	53%	44%
Worried health concern will be minimized/dismissed	18%	13%	23%	26%	16%	17%
Frustrated seeing people w/ non-emergent issues in ER	14%	20%	7%	15%	16%	10%
Don't trust I'll receive adequate care from ER doctor	4%	2%	7%	3%	5%	5%
Concerned with cleanliness/catching something else	4%	5%	3%	4%	1%	6%
Anxious about dealing with ER staff/doctors	3%	3%	3%	5%	1%	5%
Lack of comfort and privacy in waiting room/ER	2%	-	4%	3%	2%	1%
Hospital too far away/ no way to get there	1%	1%	2%	3%	1%	1%
Anxious about dealing with other patients in the ER	1%	2%	-	-	-	-
Something else	6%	9%	4%	6%	5%	11%

% would decide against ER visit



# Alberta Patients' Level of Understanding of Emergency Department Checkpoints

Before being seen by an emergency room doctor, patients are moved through a series of checkpoints. How well do you personally feel that you understand how each of the following emergency room checkpoints work?





# >> Alberta Patients' Level of Understanding of Emergency Department Checkpoints -By Region-

Before being seen by an emergency room doctor, patients are moved through a series of checkpoints. How well do you personally feel that you understand how each of the following emergency room checkpoints work?

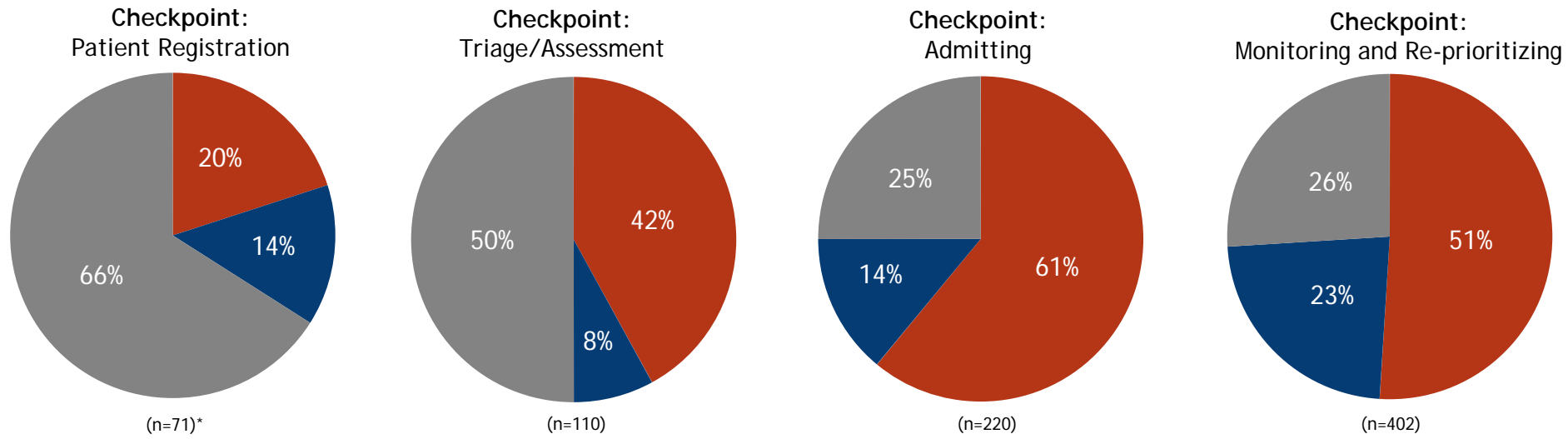
		REGION					
		TOTAL (n=1350)	Calgary CMA (n=459)	Edmonton CMA (n=405)	North (n=176)	Central (n=162)	South (n=149)
Patient Registration	Understand	95%	97%	98%	98%	99%	70%
	Do not understand	5%	3%	2%	2%	1%	30%
Triage / Assessment	Understand	92%	93%	97%	94%	98%	67%
	Do not understand	8%	7%	3%	6%	2%	33%
Admitting	Understand	84%	81%	85%	77%	94%	85%
	Do not understand	16%	19%	15%	23%	6%	15%
Monitoring / Re-Prioritizing	Understand	70%	63%	73%	85%	88%	50%
	Do not understand	30%	37%	27%	15%	12%	50%



# Why Don't Alberta Patients Understand Particular Checkpoints?

You mentioned that you don't have a good understanding of how [a particular checkpoint] works in a hospital emergency department. Would you say this is more due to...?

- Not enough information about processes being made available to patients
- Emergency room processes not being consistently followed
- Not having enough personal experience with emergency rooms



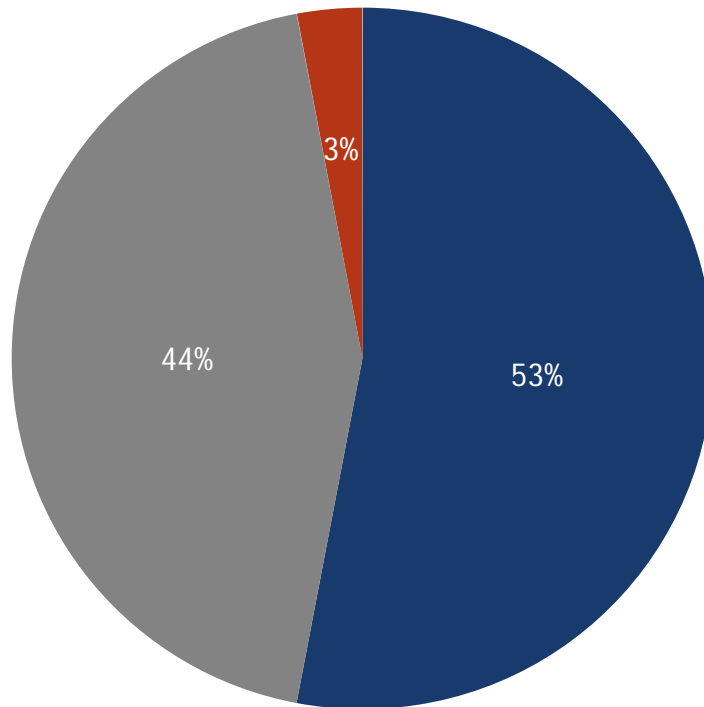
% don't understand how indicated checkpoint works in ER

\*Caution: Small sample size



# Level of Understanding of Emergency Department Order

To the best of your knowledge, what is the **order** in which patients are seen in a hospital emergency department?



% Respondents

Correct ER order:

- Always in order of priority, regardless of arrival time

Incorrect ER order:

- High priority patients first, then first-come, first-served
- Always first-come, first-served

# Recent Emergency Department Experiences in Alberta

Copyright © 2016 [albertapatient.ca](http://albertapatient.ca). All rights reserved.

Permission to reproduce, redistribute and/or refer to our copyrighted property is granted on the condition that all such use gives proper attribution to [albertapatient.ca](http://albertapatient.ca).

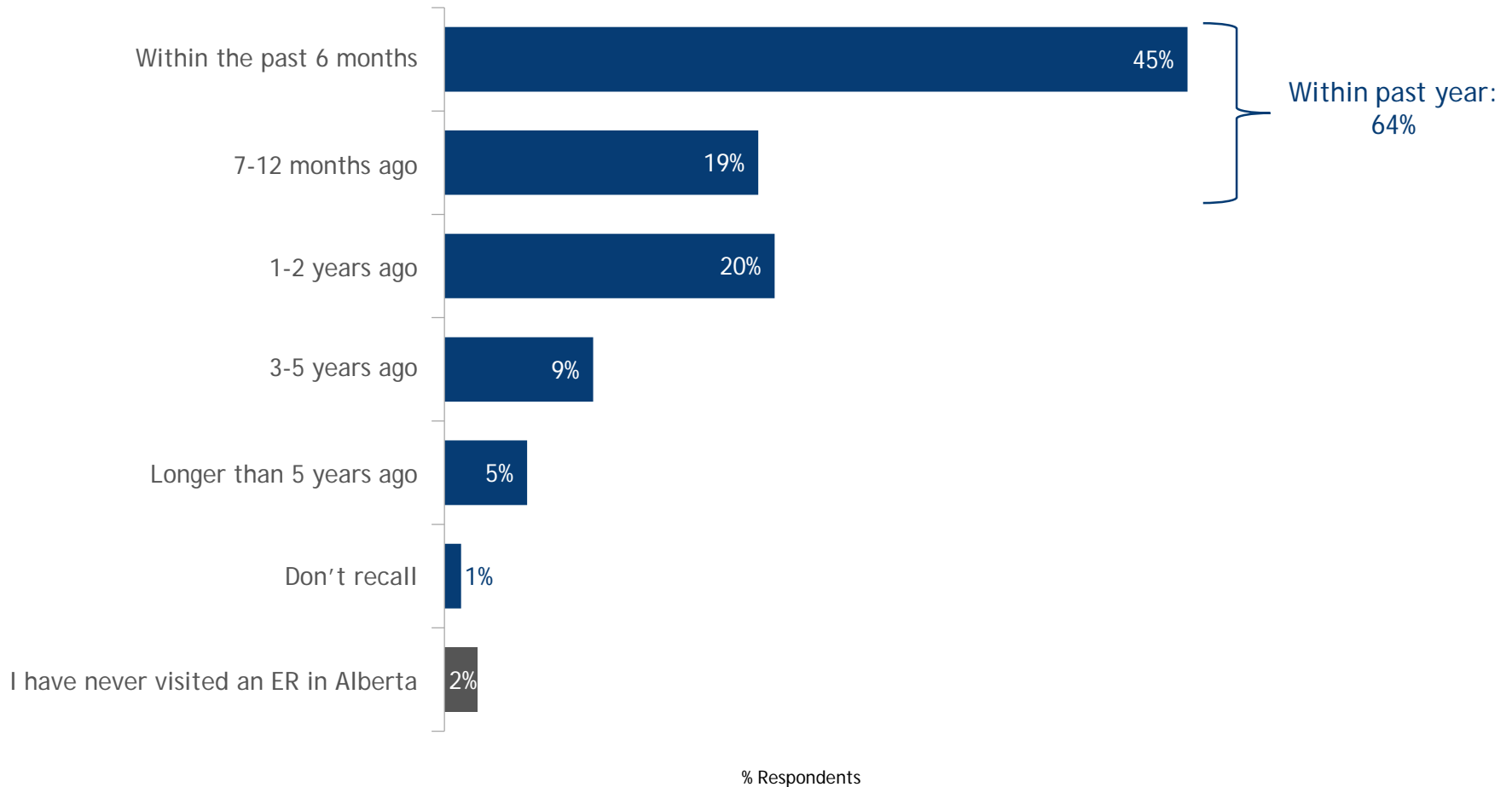


**albertapatient.ca**  
Your Voice Matters



# Timeframe of Last Visit to Alberta Emergency Department

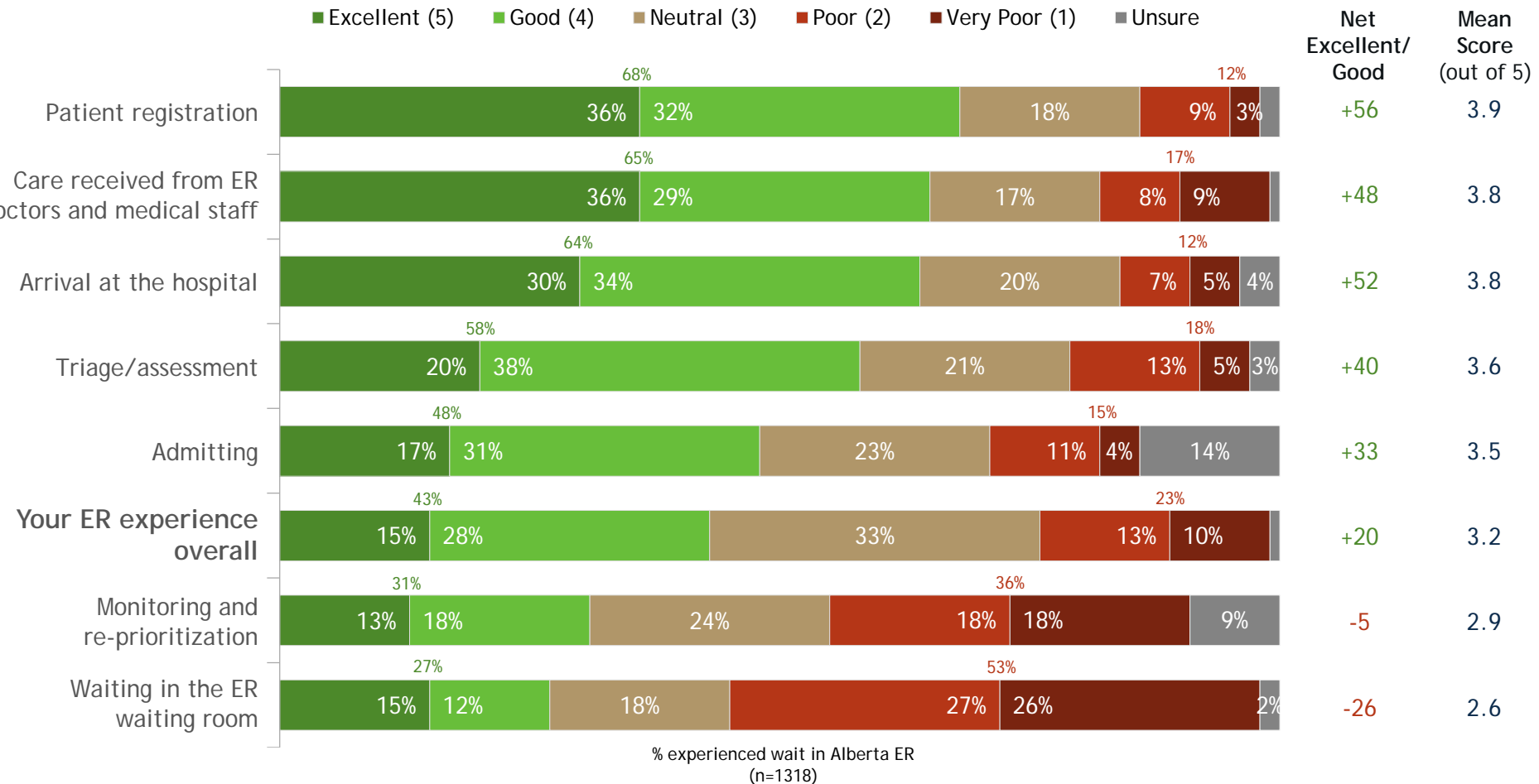
When was the last time you experienced a wait in a hospital emergency department in Alberta, either seeking medical care for yourself or accompanying someone else?





# Alberta Patients Assess Aspects of Last Emergency Department Experience

And using a scale from 1 to 5, where 5 means excellent and 1 means very poor, how would you rate the following aspects of your last experience at a hospital emergency room?



# Alberta Patients Assess Aspects of Last Emergency Department Experience -By Length of Wait-

And using a scale from 1 to 5, where 5 means excellent and 1 means very poor, how would you rate the following aspects of your last experience at a hospital emergency room?

	TOTAL (n=1318)	LAST VISIT TO ER			ARRIVED VIA EMS	
		<1 hr. Wait (n=297)	1-3 hrs. Wait (n=645)	4+ hrs. Wait (n=318)	Yes (n=338)	No (n=980)
Patient Registration	Excellent/Good	68%	87%	67%	56%	72%
	Neutral/DK	20%	9%	22%	30%	17%
	Poor/Very Poor	12%	5%	10%	14%	11%
Care received from ER Dr.s / medical staff	Excellent/Good	65%	84%	69%	69%	63%
	Neutral/DK	18%	12%	19%	16%	18%
	Poor/Very Poor	17%	4%	12%	36%	18%
Arrival at the hospital	Excellent/Good	64%	80%	64%	55%	67%
	Neutral/DK	24%	16%	24%	33%	21%
	Poor/Very Poor	12%	4%	12%	12%	12%
Triage / Assessment	Excellent/Good	58%	82%	60%	49%	61%
	Neutral/DK	24%	15%	26%	32%	22%
	Poor/Very Poor	18%	3%	14%	35%	17%

% experienced wait in Alberta ER

Continued →

# >> Alberta Patients Assess Aspects of Last Emergency Department Experience -By Length of Wait-

And using a scale from 1 to 5, where 5 means excellent and 1 means very poor, how would you rate the following aspects of your last experience at a hospital emergency room?

	TOTAL (n=1318)	LAST VISIT TO ER			ARRIVED VIA EMS		
		<1 hr. Wait (n=297)	1-3 hrs. Wait (n=645)	4+ hrs. Wait (n=318)	Yes (n=338)	No (n=980)	
Admitting	Excellent/Good	48%	65%	48%	38%	49%	48%
	Neutral/DK	37%	30%	39%	39%	33%	38%
	Poor/Very Poor	15%	6%	14%	24%	18%	14%
Your ER experience overall	Excellent/Good	43%	78%	43%	13%	39%	44%
	Neutral/DK	34%	18%	39%	39%	40%	32%
	Poor/Very Poor	23%	5%	18%	48%	21%	24%
Monitoring and Re-prioritization	Excellent/Good	31%	70%	25%	10%	32%	30%
	Neutral/DK	33%	21%	46%	17%	27%	35%
	Poor/Very Poor	36%	8%	29%	74%	41%	35%
Waiting in ER waiting room	Excellent/Good	27%	75%	18%	4%	25%	28%
	Neutral/DK	20%	14%	25%	12%	23%	18%
	Poor/Very Poor	53%	11%	57%	84%	52%	54%

% experienced wait in Alberta ER

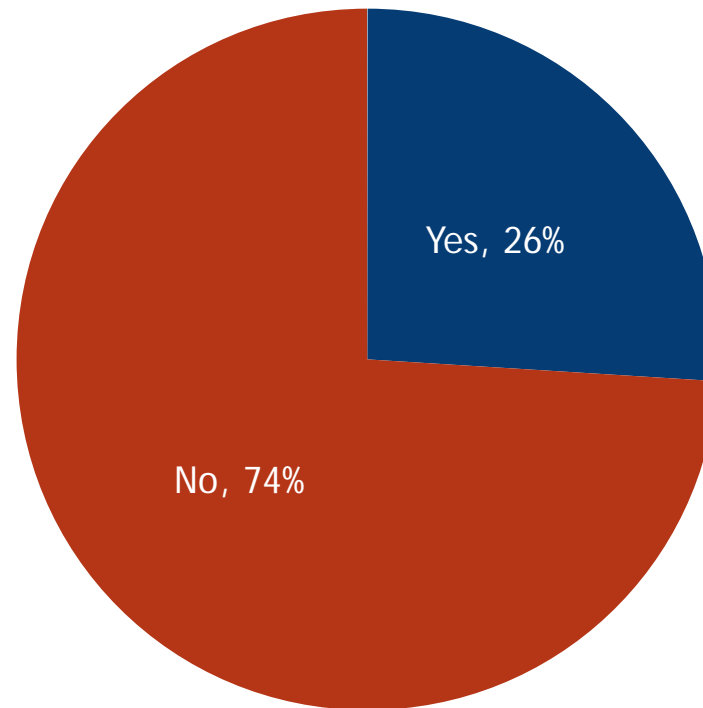




# Percent of Alberta Patients Brought to Emergency Department by Ambulance

Were you/your loved one brought to the hospital emergency room by ambulance?

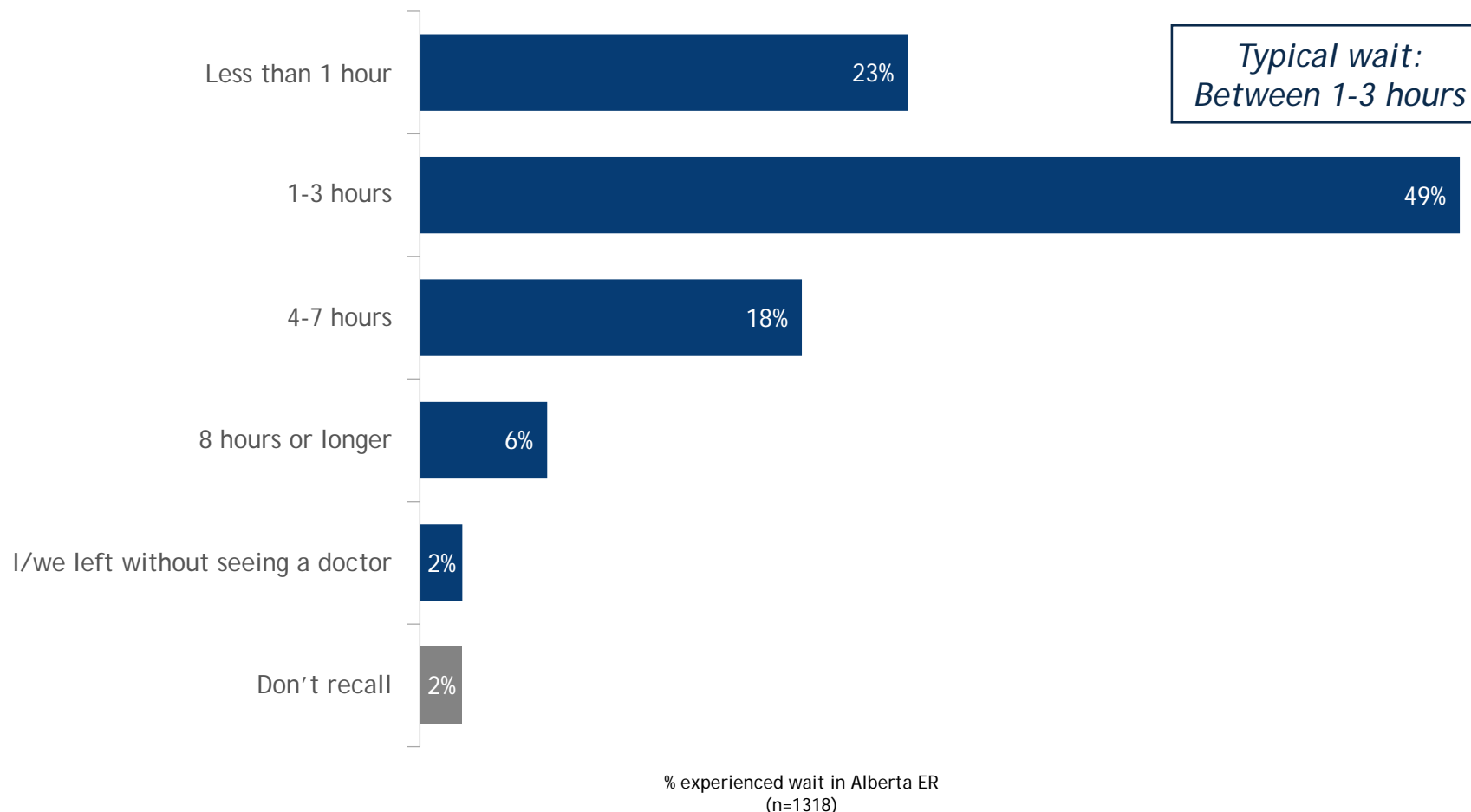
---



% experienced wait in Alberta ER  
(n=1318)

# >> Alberta Patients' Wait Time to see ER Doctor

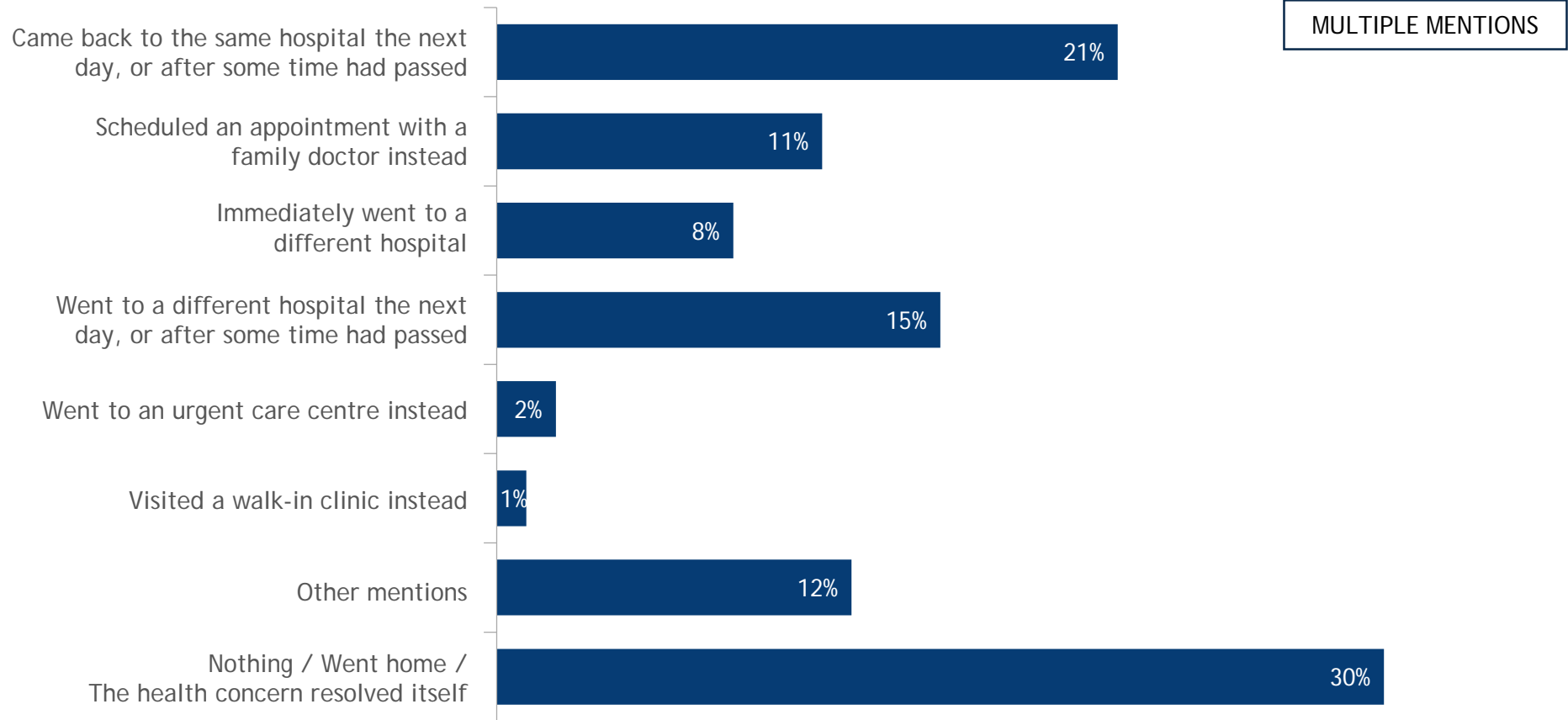
Roughly how long did you/your loved one wait to be seen by an emergency room doctor?





# Alberta Patients' Alternatives to Seeing ER Doctor on Initial Hospital Visit

[If "left without seeing a doctor"... What did you/your loved one do instead of seeing a doctor?



MULTIPLE MENTIONS

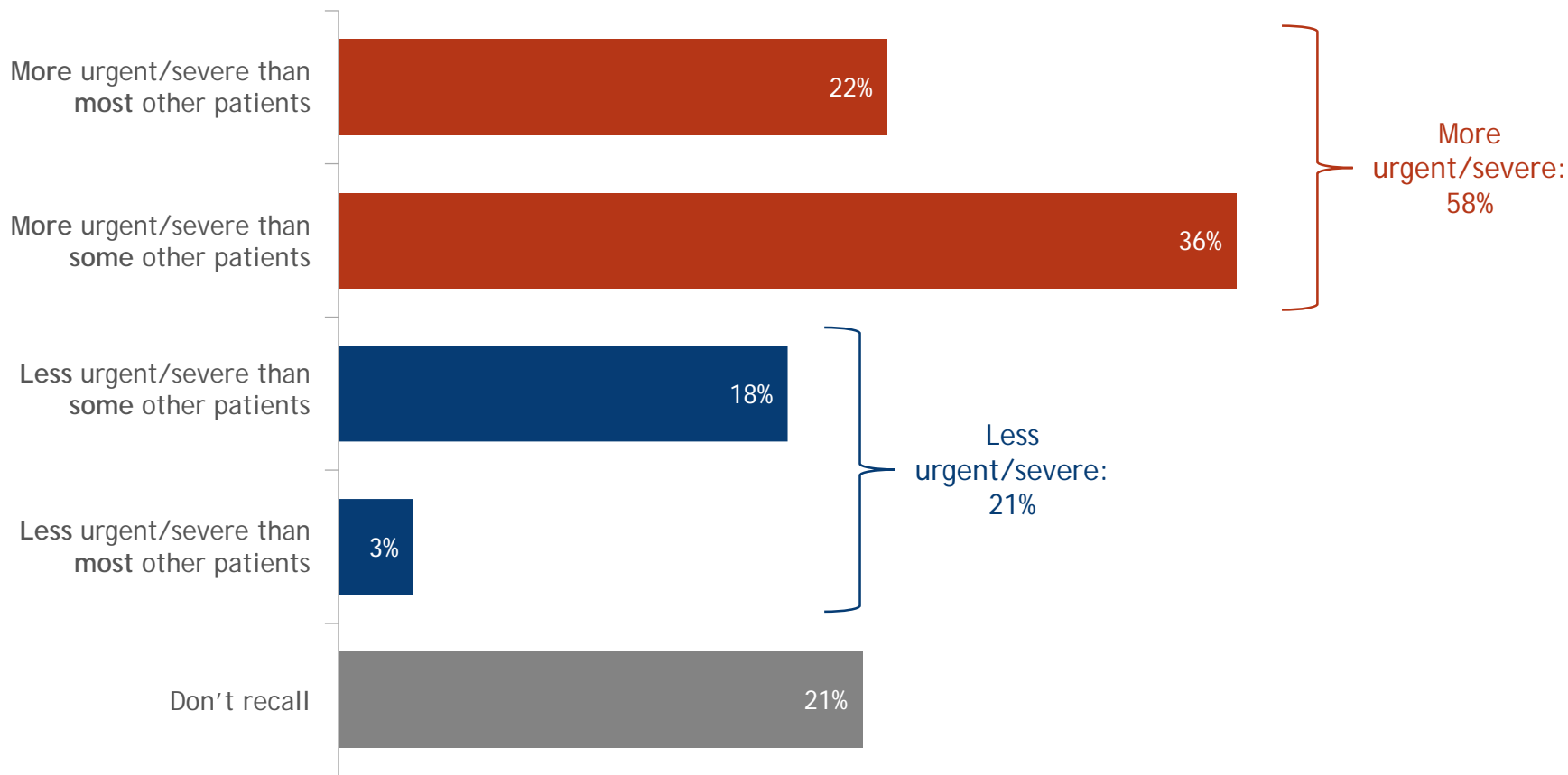
% left ER without seeing a doctor (n=28)\*

\*Caution: Small sample size



# Urgency of Personal Health Condition Compared to Other Emergency Department Patients

Compared to the other patients in the waiting room at the time, would you say that your/your loved one's medical condition or health concern was more or less urgent/severe?



% experienced wait in Alberta ER  
(n=1318)

# >> Urgency of Personal Health Condition Compared to Other Emergency Department Patients -By Length of Wait-

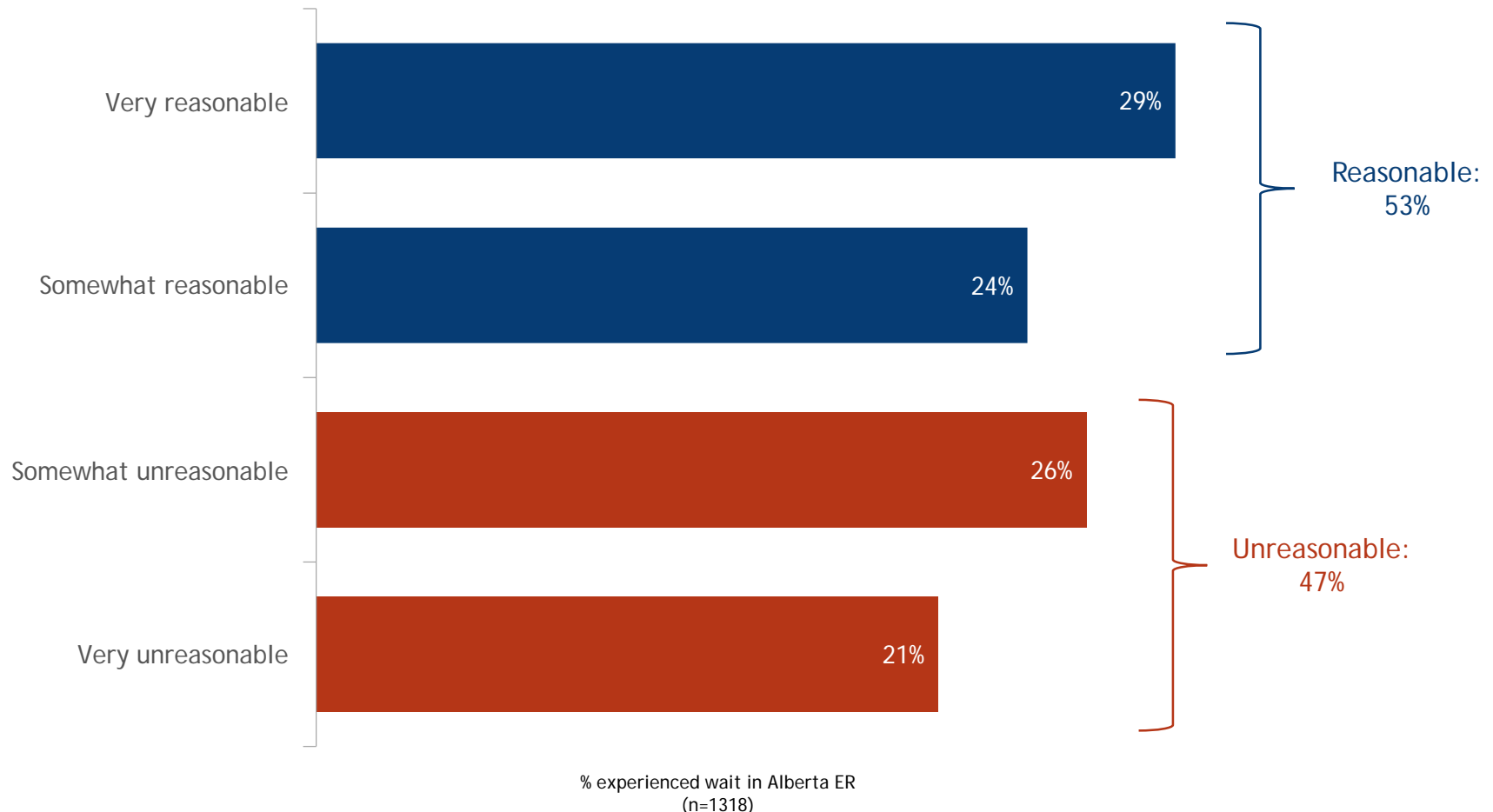
Compared to the other patients in the waiting room at the time, would you say that your/your loved one's medical condition or health concern was more or less urgent/severe?

	TOTAL (n=1318)	LAST VISIT TO ER		
		<1 hr. Wait (n=215)	1-3 hrs. Wait (n=558)	4+ hrs. Wait (n=286)
More urgent/severe than most other patients	22%	43%	16%	14%
More urgent/severe than some other patients	36%	18%	38%	50%
Less urgent/severe than some other patients	18%	8%	20%	25%
Less urgent/severe than most other patients	3%	2%	3%	3%
Don't recall	21%	30%	23%	8%
More urgent	58%	60%	54%	64%
Less urgent	21%	10%	23%	28%
Don't recall	21%	30%	23%	8%

% experienced wait in Alberta ER  
(n=1318)

# >> Was Emergency Department Wait Time Reasonable?

Considering the nature and urgency of your/your loved one's health condition at the time, do you consider the amount of time you waited to be reasonable or unreasonable?





# Was Emergency Department Wait Time Reasonable? -By Length of Wait-

Considering the nature and urgency of your/your loved one's health condition at the time, do you consider the amount of time you waited to be reasonable or unreasonable?

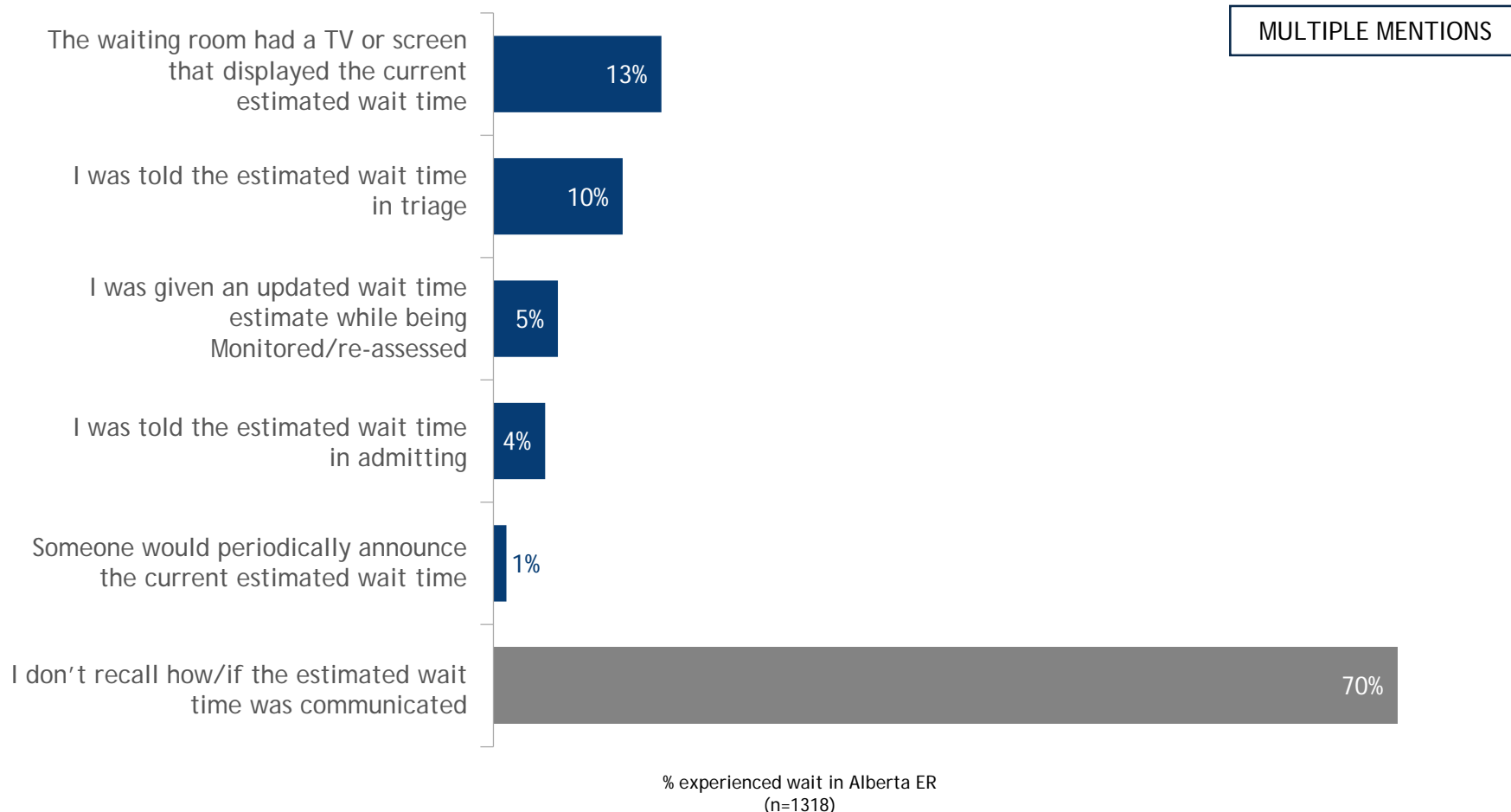
	TOTAL (n=1318)	LAST VISIT TO ER		
		<1 hr. Wait (n=215)	1-3 hrs. Wait (n=558)	4+ hrs. Wait (n=286)
Very reasonable	29%	80%	19%	3%
Somewhat reasonable	24%	18%	36%	6%
Somewhat unreasonable	26%	1%	32%	39%
Very unreasonable	21%	2%	12%	52%
Reasonable	53%	97%	55%	9%
Unreasonable	47%	3%	45%	91%

% experienced wait in Alberta ER  
(n=1318)



# How was Estimated Wait Time Communicated in the Emergency Department Waiting Room?

To the best of your memory, how was the estimated wait time communicated while you were in the ER waiting room?

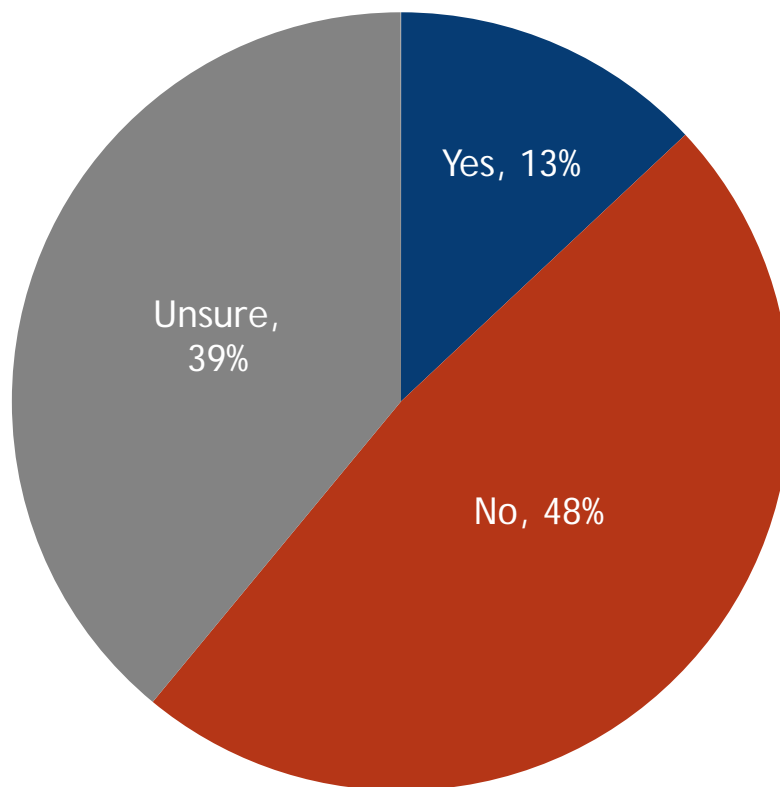




# >> Was Wait Time Updated Frequently Enough?

Do you feel that the estimated wait time was updated frequently enough?

---

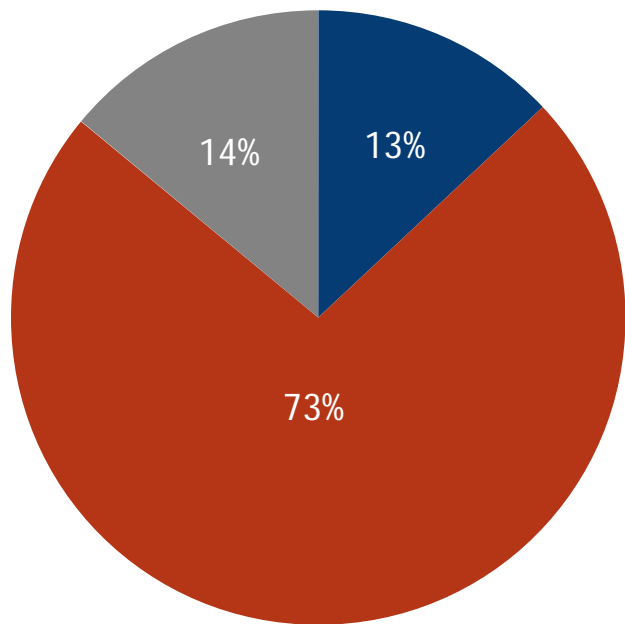


% experienced wait in Alberta ER  
(n=1318)




# Was Assessed Priority Level Communicated during Wait? -By Length of Wait-

At any point during the wait, did a nurse or medical staff communicate your/your loved one's assessed priority level?



% experienced wait in Alberta ER  
(n=1318)

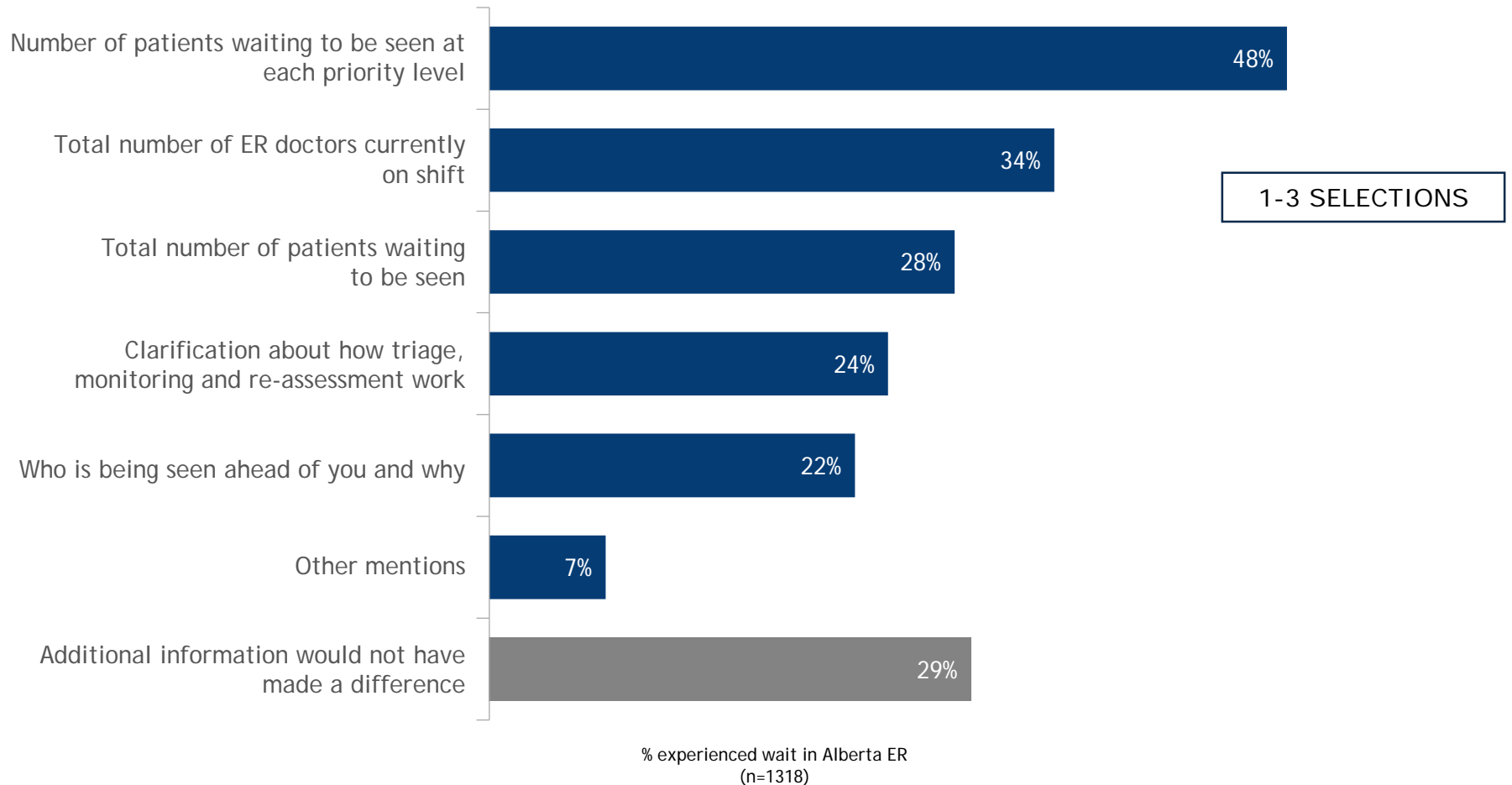
- Yes
- No
- Don't recall





# Information That Would Have Been Helpful during Last Emergency Department Wait

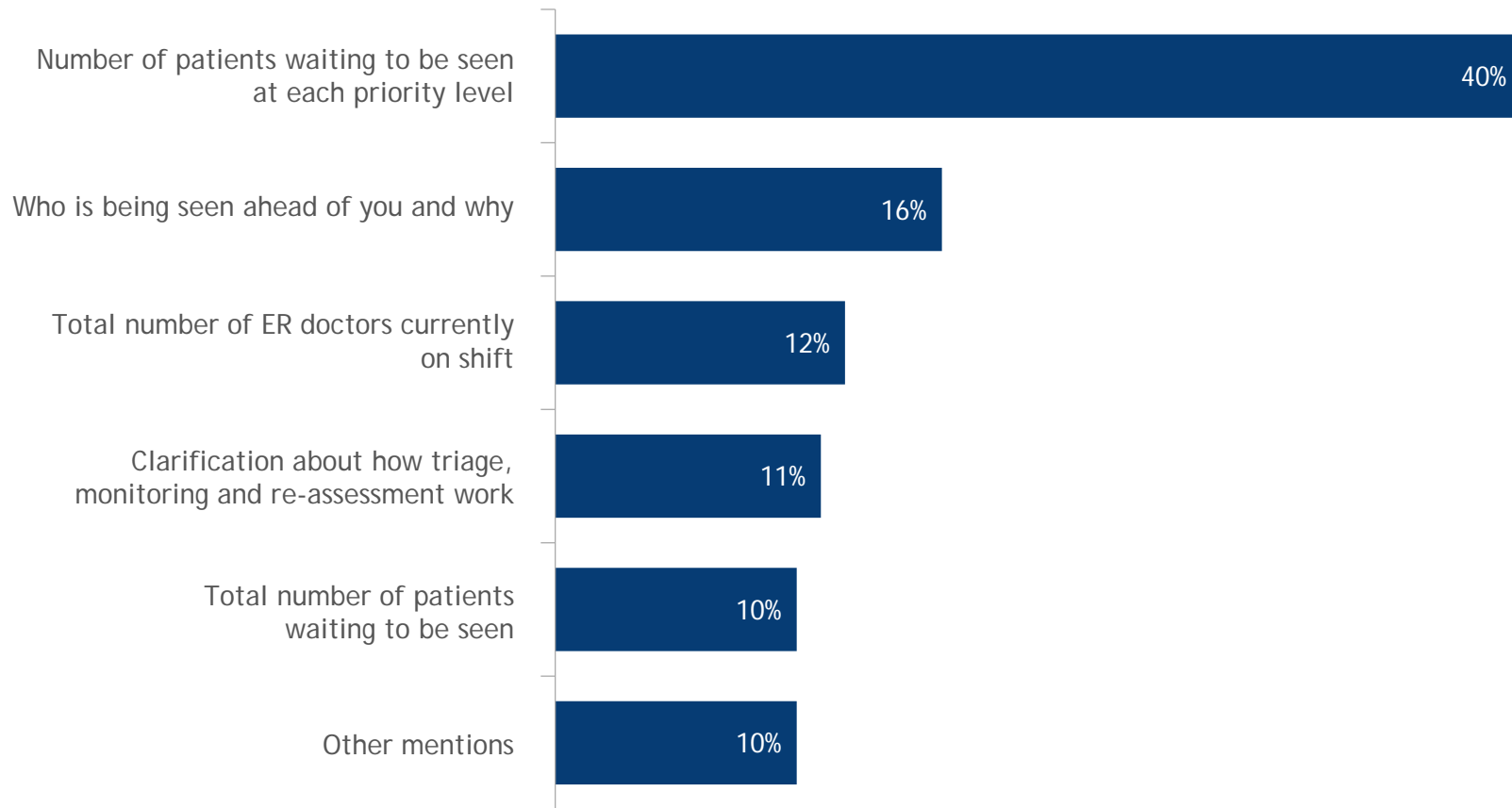
In addition to estimated wait time, please select up to three (3) additional pieces of information that would have been **most helpful** to you as you/your loved one waited for care the last time you were in an emergency room.





# Information That Would Have Been Most Helpful during Last Emergency Department Wait

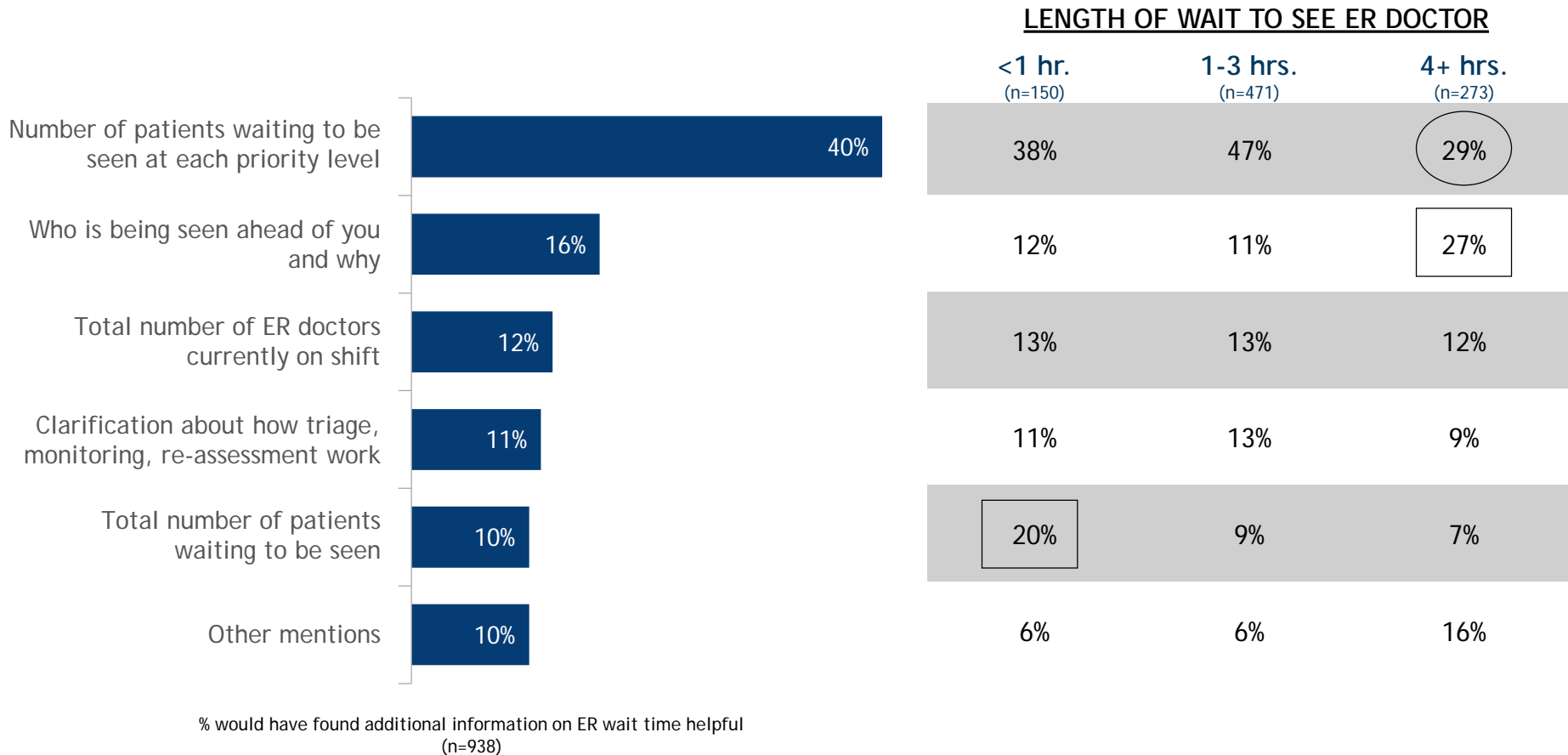
And which of these pieces of information would have been **most helpful** to know during your emergency room visit?



% would have found additional information on ER wait time helpful  
(n=938)

# >> Information That Would Have Been Most Helpful during Last Emergency Department Wait -By Length of Wait-

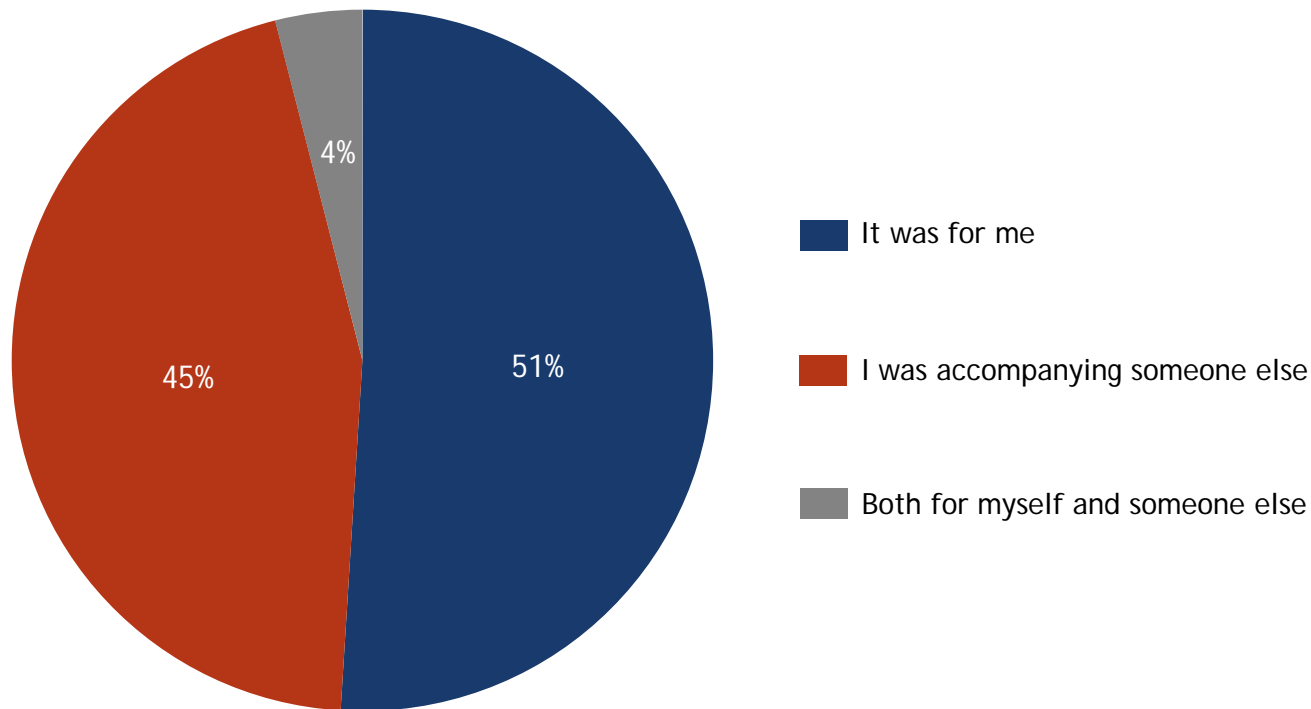
And which of these pieces of information would have been **most helpful** to know during your emergency room visit?





# Nature of Last Visit to Hospital Emergency Department

Lastly, was this last visit to a hospital emergency room for yourself, or accompanying someone else?



% experienced wait in Alberta ER  
(n=1318)